













A SIMPLIFIED GUIDE TO LORRY TYPES AND WEIGHTS

Recommended Description		Identifier	UK Maximum Gross Weight (tonnes)	Shape	
LIGHT GOODS VEHICLES		2 axles	3.500	no rear side windows 	
L O R R I E S	SMALLER 2-AXLE LORRIES	2 axles	Over 3.5 7.500		
		BIGGER 2-AXLE LORRIES	2 axles	Over 7.5 17.000	
	HEAVY GOODS VEHICLES (Vehicles over 7.5 tonnes gross require a Heavy Goods Vehicle Driver's Licence)	MULTI-AXLE LORRIES	3 axles rigid	25.000 26.000*	
			3 axles artic.	25.000 26.000*	
		AXLE LORRIES	4 axles rigid	30.000 32.000*	
			4 axles artic.	32.520 35.000* or **	
			Vehicle and draw-bar trailer 4 axles	32.520 35.000* or **	
			5 axles or more artic. See note (a)	38.000	
			5 axles or more draw-bar. See note (a)	38.000*	
			6 axles artic	44.000* and ***	
6 axles draw-bar	44.000* and ***				

- * If the driving axle has twin tyres and road friendly suspension. (a) 5 axles or more artic and the 5 axles or more drawbar could alternatively have a 3 axle motor vehicle and a 2 axle trailer
 ** If the vehicle is on an international journey.
 *** If the vehicle is being used for combined transport.